


Welcome to Bishop Chavasse Church of England Primary School



Meet the Early Years team!

Squirrels



Miss Adams
Class Teacher

Badgers



Mrs Nicholas
Class Teacher

Our Classrooms





The EYFS Curriculum

PRIME	Communication and language development	Listening, Attention and Understanding Speaking
	Physical development	Gross Motor Skills Fine Motor Skills
	Personal, social, and emotional development	Self-Regulation Managing Self Building Relationships
SPECIFIC	Literacy	Comprehension Word Reading Writing
	Mathematics	Number Numerical Patterns
	Understanding the world	Past and Present People, Culture and Communities The Natural World
	Expressive arts and design	Creating with Materials Being Imaginative and Expressive

Key features of our practice

- **Adult - led learning** - we *focus* children's thinking

Examples

- Carpet time learning (Phonics, Maths, RHE, RE, Topic activities and Story Time)
- Small group work, for example guided reading.

- **Adult – initiated learning** – we *fathom* children's thinking

Examples

- Exploring time table top challenges
- Exploring time outdoor challenges

- **Child-led learning** – we *follow* children's thinking

Examples

- 'Rainbow Learning', which is completely child-led. Children follow a 'Plan, Do and Review' cycle during each afternoon session, developing and challenging their own learning ideas and interests.

Maths Challenge



- How many different ways can you arrange 2 cubes?
- How many different ways can you arrange 3 cubes?
- Does the number change for 4 and 5 cubes?
- How can you prove it?
- What happens if you rotate the shape?
- Have you made that arrangement already?

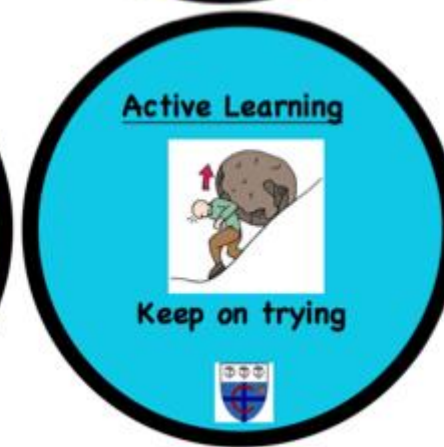
What is Rainbow Learning?

- Rainbow Learning is the opportunity for the children to choose their own learning.
- We aim for the children to become active learners, who take ownership of their learning through thinking about how they can challenge themselves in their play.
- Our Rainbow Learning consists of a 'Plan, Do and Review' cycle. By the end of the year, all children will be confident in explaining and evaluating their learning linked to the Characteristics of Effective Learning.




The Characteristics of Effective Learning

- The children create actions to help them remember each characteristic.
- During Rainbow Learning the children challenge themselves to develop particular characteristics they feel they need to work on.
- **Playing and exploring** – children investigate and experience things, and ‘have a go’
- **Active learning** – children concentrate and keep on trying if they encounter difficulties, and enjoy achievements
- **Creating and thinking critically** – children have and develop their own ideas, make links between ideas, and develop strategies for doing things



Our Example of Rainbow Learning

Day 1




Day 2



Day 3



Day 4



What would a typical day look like for my child?

AM	PM
<ul style="list-style-type: none">- Register- Phonics (whole class Term 1)- Snack time- Exploring time- Carpet time- Lunch time	<ul style="list-style-type: none">- Register- Carpet time- Rainbow learning time- Storytime- Home time

- Children in Badgers and Squirrels have many opportunities to mix throughout the whole day.
- Exploring Time and Rainbow Learning are mixed across the whole year group as well as other learning sessions, such as Phonics from term 2.
- Lunchtime and play time all together.

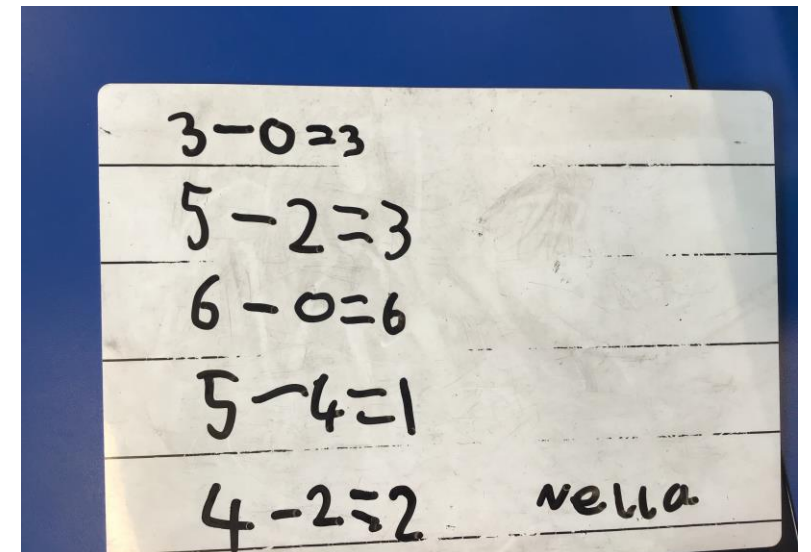

Phonics

- We teach Phonics using the Read, Write, Inc scheme of learning.
- We begin Phonics sessions within the first few days of starting school.
- Books progress depending on the children's development and outcome of termly Phonics assessments.
- Phonics workshop and opportunity to watch a Phonics lesson will happen in Term 1 to support parents.



Maths

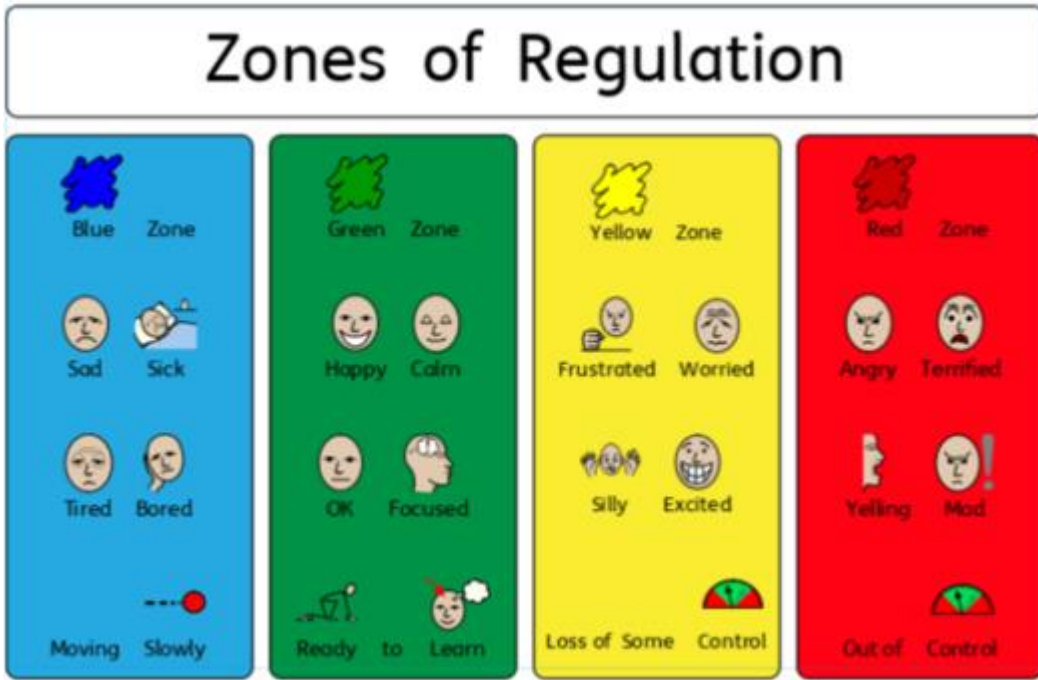
- We follow the White Rose education scheme for Maths alongside Mastery of Numbers.
- Our Maths begins by focusing on comparing, matching and sorting before progressing into the understanding of numbers 1-5. It builds on their prior learning, linking all aspects of Maths together.
- Our lessons are practical, hands-on and engaging for the children.



Observations and Assessments

- Staff observe and support children in a range of activities, while they learn through play.
- In Term 1 we complete our Baseline assessment to allow us to get to know the children and understand their starting point when joining in September.
- These observations help us to understand your child and provide for their next steps.
- These observations and outcomes of assessments help our resourcing and planning of the Early Years.

How do we support children's well-being and mental health?



How can I help my child get ready for school?

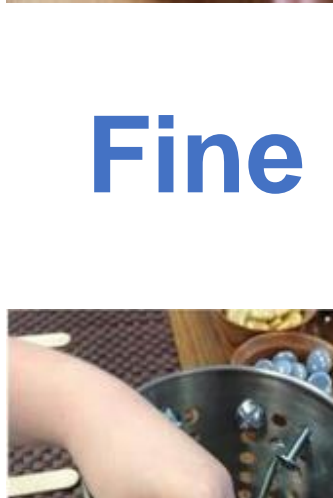
The most important areas to focus on are your child's personal, social and emotional development

- Organise occasions where they experience separation from their main carer for a few hours
- Read stories about starting school
- Talk about starting school
- Decorate a shoebox containing three items which are special to them. The children will share these during their home visit and then with their class during the first few weeks of school (this is linked to our first topic – this is a secret, your child will receive a postcard from us during the summer holiday!)



Practical ways to support your child

- Toilet training
- Practise washing hands independently
- Practise getting changed independently – T-shirt, buttons and zips
- Clearly label every item of clothing
- Help your child to recognise their own name
- If your child is prone to accidents put spare clothes in their PE bag
- Encourage your child to drink water
- Encourage your child to try different fruits and vegetables – snacks will be provided by the school
- Practise eating with a knife and fork – cutting up food
- Reinforce that special toys must stay at home



Fine motor activities



Gross motor activities



What will my child need to bring to school with them?

- All children must have a school book bag. No other bags will be allowed. This will only need to contain their reading record book and library book.
- All children will receive a school water bottle. We will gift your child their first bottle on their first day!
- All children will have a school dinner; we have a packed lunch option. No home packed lunches
- All children will need to bring their PE kit into school in a school PE bag at the start of their second week of school.
- No toys and only 1 keyring on their book bag please.

An Example of Summer Uniform

- Royal blue, school sweatshirt or cardigan with the school logo
- White polo shirt, these can be purchased with the school logo or may be plain white. It is useful to have at least a couple with logos as we ask for these to be worn for easy identification on school trips
- Grey trousers, shorts, skirt or pinafore: where possible, please purchase with elasticated waists, rather than with a button or fastener, to support your child's development stages; □
- Black sturdy shoes (velcro where possible as the children need to be able to take them on and off independently through the day)
- Mid blue and white full gingham summer dress or gingham playsuit (terms 1, 5 and 6 only)
- Black or grey socks, or black or grey tights in winter, and white socks with gingham dresses/playsuits in summer



Our school clothing supplier is Paul Marchant. Paul provides our parents with high quality uniform at reasonable prices. He can be contacted by phone: 01892 834372 or 07710 517237. Alternatively, you can email him at paulmarchant76@btinternet.com

Drop-off and pick up procedures

Breakfast club available from 7:30am everyday

- Children are dropped off at the hall by the KS2 gate.
- Children have to arrive by 8:30am - breakfast is served until 8am.

Walking Bus

- Departs from Barnes Lodge, Tudeley Lane every day at 8:30am.

Drop-off 8:45am – 8:55am

- Parents and carers walk children to the EYFS gate and say goodbye at the gate.
- Please only use the 'drop off' zone if your child can independently get out the car themselves.
- The main carpark opens at 8:45am.

Collection 3:15pm

- Parents and carers line up outside your child's classroom door.

Enrichment clubs – daily 3:30pm – 4:30pm

- For Terms 1 and 2 there will be a separate EYFS club, then opportunities to join other clubs from Term 3 onwards.

Newton Lang Childcare – 4:30pm – 6:30pm

- We have sent an email regarding booking breakfast club and enrichment clubs. From Term 3, you will book these online.

Part time and Full time

- It depends on the individual child.
- We recommend starting full time to get your child used to the expectations and routines of the school day.
- If you want to do part time, we do this for the first 2 weeks only and pick up is at 1:30pm.
- Can be decided on a day to day basis.
- Please speak to us and let us know on your home visit and we can discuss further.

Lunch

- School lunches are provided by Nourish. They are varied and healthy, with lots of choice each day.
- Children are given the option of a main dinner, vegetarian dinner, jacket potato or a ham/cheese/tuna sandwich.
- We don't allow children to bring in their own home packed lunch unless spoken to and agreed by parent and class teacher.
- Children are encouraged to use a knife and fork independently, and show good table manners from the start.

Building a strong relationship between home and school

- We have an open door policy at our school
- Please let us know if ever you have any questions or concerns, we are here to help and support you. We want to work as a team to support your child.
- Year group Collective Worship opportunities at the church
- End of topic celebration events
- Topic Webs
- Class toy
- Please get involved and support 'Friends of Bishop Chavasse School Association' (FOBCSA) if you are able to
- All information and updates on our class page on the website

Photo permissions

To help us ensure we safeguard children effectively, we have photo permission forms as part of the new starter forms. Please make sure these are completed prior to your child starting with us in September

There will be two options:

1. *I give photo permission* – includes all social media, press, displays, publicity etc.
2. *I don't give photo permission* – no photos of your child will be taken at school (this includes photos for their learning journals).

Home Visits

- Please sign up to a time slot with Mrs Pullen-Underhill.
- Both the class teacher and TA will attend the home visit.
- Each home visit will last approximately 20 minutes.
- If your child has completed their shoebox, this is a nice conversation starter.
- If 'all about me' booklets are completed, these will be taken to read more about your child.

We are really looking forward to meeting you all again very soon!

Please come to as many events as you would like to support your child's transition to school.

<u>Event</u>	<u>Date</u>	<u>Time</u>
Parent Welcome Evening	Tuesday 4 th June	5:00pm-6:00pm
Story Time	Friday 7 th June	9:00am – 9:30am
Story Time	Wednesday 12 th June	9:00am – 9:30am
Story Time	Friday 21 st June	9:00am – 9:30am
Story Time	Wednesday 26 th June	9:00am – 9:30am
Story Time	Friday 5 th July	9:00am – 9:30am
Teddy bears picnic	Friday 5 th July	4:00pm – 5:00pm
Teddy bears picnic	Friday 12 th July	4:00pm – 5:00pm
Teddy bears picnic	Monday 15 th July	4:00pm – 5:00pm
Taster afternoon	Thursday 4 th July	1:30pm-2:30pm
Taster morning	Tuesday 9 th July	9:30am – 11:00am
Home visits	WC Tuesday 3rd September	Parents and carers can book a time slot at the 'Welcome Evening'